

**2023 LOVE COUNTY ASSESSOR'S OFFICE REPORT TO THE EXCISE BOARD**

07/26/2023

City/Village								
DISTRICT	DESCRIPTION	PERSONAL PROPERTY	REAL PROPERTY	PUBLIC SERVICE	TOTAL VALUATION	HOMESTEAD EXEMPTIONS	OTHER EXEMPTIONS	NET VALUATION
T01	MAR Marietta	5,405,878	22,617,025	878,201	28,901,104	614,342	108,254	28,178,508
T03	THA T-ville	84,878	2,461,924	200,348	2,747,150	70,727	25,495	2,650,928
T04	FAL Falconhead	1,915	4,781,477	0	4,783,392	127,000	90,525	4,565,867
<b>CITY/VILLAGE TOTAL VALUATION</b>		<b>5,492,671</b>	<b>29,860,426</b>	<b>1,078,549</b>	<b>36,431,646</b>	<b>812,069</b>	<b>224,274</b>	<b>35,395,303</b>

County								
DISTRICT	DESCRIPTION	PERSONAL PROPERTY	REAL PROPERTY	PUBLIC SERVICE	TOTAL VALUATION	HOMESTEAD EXEMPTIONS	OTHER EXEMPTIONS	NET VALUATION
C001	Love County General	25,378,690	102,966,468	12,936,410	141,281,568	2,033,921	719,002	138,528,645
<b>COUNTY TOTAL VALUATION</b>		<b>25,378,690</b>	<b>102,966,468</b>	<b>12,936,410</b>	<b>141,281,568</b>	<b>2,033,921</b>	<b>719,002</b>	<b>138,528,645</b>

Other								
DISTRICT	DESCRIPTION	PERSONAL PROPERTY	REAL PROPERTY	PUBLIC SERVICE	TOTAL VALUATION	HOMESTEAD EXEMPTIONS	OTHER EXEMPTIONS	NET VALUATION
EMS	EMS	25,378,690	102,966,468	12,936,410	141,281,568	2,033,921	719,002	138,528,645
<b>OTHER TOTAL VALUATION</b>		<b>25,378,690</b>	<b>102,966,468</b>	<b>12,936,410</b>	<b>141,281,568</b>	<b>2,033,921</b>	<b>719,002</b>	<b>138,528,645</b>

School								
DISTRICT	DESCRIPTION	PERSONAL PROPERTY	REAL PROPERTY	PUBLIC SERVICE	TOTAL VALUATION	HOMESTEAD EXEMPTIONS	OTHER EXEMPTIONS	NET VALUATION
I-14 Rin	I-14 Ringling	231,125	1,369,585	1,257,449	2,858,159	47,000	0	2,811,159
I-16 Mar	I-16 Marietta	11,101,649	37,710,013	5,098,209	53,909,871	1,039,166	224,161	52,646,544
I-32 Lon	I-32 Lone Grove	15,982	49,766	312,491	378,239	0	0	378,239
I-4 T-vi	I-4 T-ville	6,502,595	44,185,440	2,799,620	53,487,655	364,787	223,194	52,899,674
I-43 Wil	I-43 Wilson	44,520	322,912	3,900	371,332	7,000	16,453	347,879
I-5 Turn	I-5 Turner	7,482,819	19,328,752	3,464,741	30,276,312	575,968	255,194	29,445,150
<b>SCHOOL TOTAL VALUATION</b>		<b>25,378,690</b>	<b>102,966,468</b>	<b>12,936,410</b>	<b>141,281,568</b>	<b>2,033,921</b>	<b>719,002</b>	<b>138,528,645</b>

Vo-Tech								
DISTRICT	DESCRIPTION	PERSONAL PROPERTY	REAL PROPERTY	PUBLIC SERVICE	TOTAL VALUATION	HOMESTEAD EXEMPTIONS	OTHER EXEMPTIONS	NET VALUATION
I-20 VT	Southern Tech	17,895,871	83,637,716	9,471,669	111,005,256	1,457,953	463,808	109,083,495

2023 LOVE COUNTY ASSESSOR'S OFFICE REPORT TO THE EXCISE BOARD

07/26/2023

VO-TECH TOTAL VALUATION	17,895,871	83,637,716	9,471,669	111,005,256	1,457,953	463,808	109,083,495
-------------------------	------------	------------	-----------	-------------	-----------	---------	-------------

I, Missy Tunnell, Assessor of Love County Oklahoma, do hereby certify that the foregoing is a true and correct statement of valuations for Real Estate, Personal Property, Public Service and Homestead Exemptions as certified by the State Board of Equalization and shown by the records in the County Assessor's office. Subscribed by my hand and affixed the seal of the County Assessor's office on this day of 07/26/2023.

State of Oklahoma )  
 ) SS  
 Love County )

*Missy Tunnell*

*07/26/2023*  
 Date

Missy Tunnell  
 County Assessor  
 Love County



I, Russell, Shelly, County Clerk of Love County Oklahoma, do hereby certify that the above is a true, correct and complete list of the valuations of Love County Oklahoma as certified by the Love County Assessor's office.

*Shelly Russell*

Russell, Shelly  
 County Clerk  
 Love County


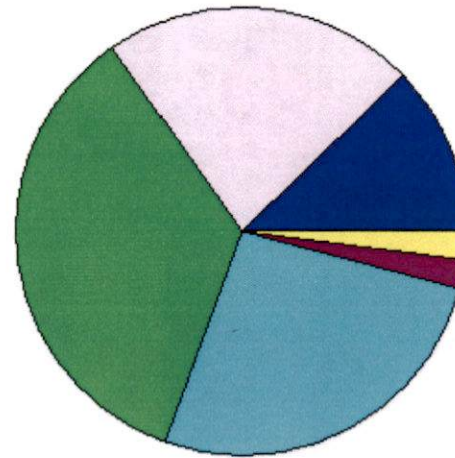


Excise Board:

*Roberta Marie Rochelle*

*08/07/2023*  
 Date

Real	Count	Value
Agricultural	457	3,697,316
Commercial	212	7,556,816
Residential	1,471	11,362,893
<b>Total Real Value</b>	<b>2,140</b>	<b>22,617,025</b>
Homestead	584	614,342
Veteran	9	108,254
Other	0	0
<b>Total Exempt</b>	<b>624</b>	<b>722,596</b>



**TIF Increment Value**


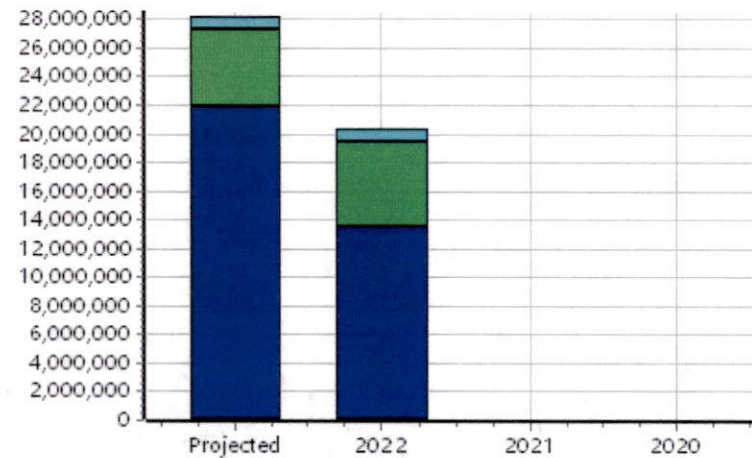
<b>Net Assessed</b>	<b>21,894,429</b>
<b>Net Assessed Under Protest</b>	
Senior Freeze	94
Capped Parcels	1,050
	309,156
	7,669,186

Personal	Count	Value
Agricultural	60	789,825
Commercial	113	8,884,487
Mobile Home	35	163,604
<b>Total Personal</b>	<b>208</b>	<b>9,837,916</b>
<b>Total Exempt</b>	<b>8</b>	<b>4,432,038</b>

**TIF Increment Value**

<b>Net Assessed</b>	<b>5,405,878</b>
<b>Net Assessed Under Protest</b>	



Public Service	Count	Value
<b>Total PS Value</b>	<b>12</b>	<b>878,201</b>
<b>TIF Increment Value</b>		
<b>Net Assessed</b>		<b>878,201</b>



District Totals	
Total Gross Value	33,333,142
Homestead Loss	614,342
Other Exemption Loss	4,540,292
<b>TIF Increment Value</b>	
<b>Retained TIF Value</b>	
<b>Net Assessed Value</b>	<b>28,178,508</b>
<b>Net Assessed Under Protest</b>	

\* Public Service Protests Values are not included on this report.

Real	Count	Value
Agricultural	32	841,202
Commercial	19	419,333
Residential	196	1,201,389
<b>Total Real Value</b>	<b>247</b>	<b>2,461,924</b>
Homestead	63	70,727
Veteran	1	25,495
Other	0	0
<b>Total Exempt</b>	<b>72</b>	<b>96,222</b>



**TIF Increment Value**

**Net Assessed** 2,365,702

**Net Assessed Under Protest**

Senior Freeze	9	33,523
Capped Parcels	168	731,629

Personal	Count	Value
Agricultural	3	2,944
Commercial	2	72,029
Mobile Home	4	9,905
<b>Total Personal</b>	<b>9</b>	<b>84,878</b>
<b>Total Exempt</b>	<b>0</b>	<b>0</b>

**TIF Increment Value**


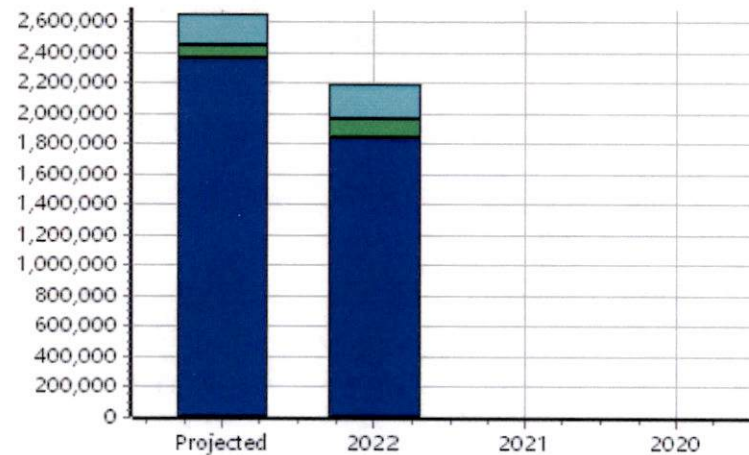
**Net Assessed** 84,878

**Net Assessed Under Protest**

Public Service	Count	Value
<b>Total PS Value</b>	<b>9</b>	<b>200,348</b>

**TIF Increment Value**

**Net Assessed** 200,348



**District Totals**

Total Gross Value	2,747,150
Homestead Loss	70,727
Other Exemption Loss	25,495

**TIF Increment Value**

**Retained TIF Value**

**Net Assessed Value** 2,650,928

**Net Assessed Under Protest**

\* Public Service Protests Values are not included on this report.

Real	Count	Value
Agricultural	42	6,350
Commercial	7	6,786
Residential	2,975	4,768,341
<b>Total Real Value</b>	<b>3,024</b>	<b>4,781,477</b>
Homestead	125	127,000
Veteran	5	90,525
Other	0	0
<b>Total Exempt</b>	<b>132</b>	<b>217,525</b>

**TIF Increment Value**

**Net Assessed** 4,563,952

**Net Assessed Under Protest**

Senior Freeze	19	94,539
Capped Parcels	1,523	1,021,613

Personal	Count	Value
Agricultural	1	1,915
Commercial	0	0
Mobile Home	0	0
<b>Total Personal</b>	<b>1</b>	<b>1,915</b>
<b>Total Exempt</b>	<b>0</b>	<b>0</b>

**TIF Increment Value**

**Net Assessed** 1,915

**Net Assessed Under Protest**

Public Service	Count	Value
<b>Total PS Value</b>	<b>0</b>	<b>0</b>

**TIF Increment Value**

**Net Assessed** 0

**District Totals**

Total Gross Value	4,783,392
Homestead Loss	127,000
Other Exemption Loss	90,525

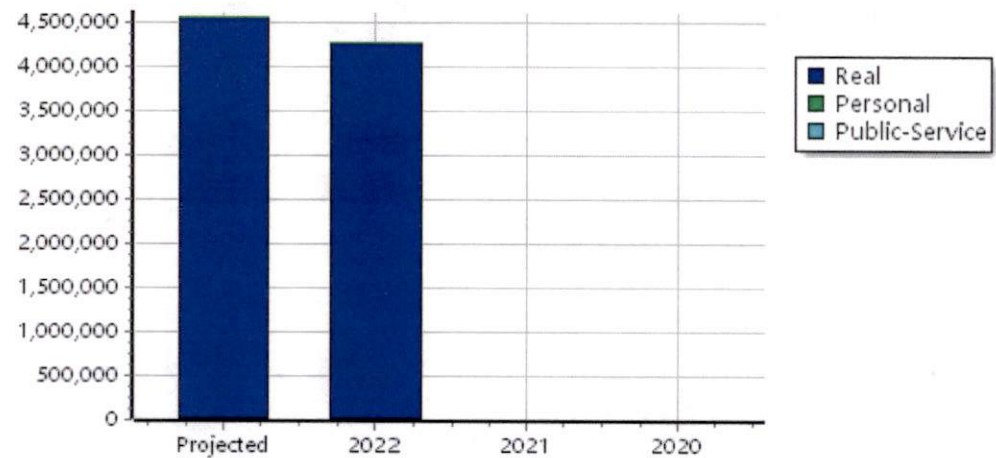

**TIF Increment Value**

**Retained TIF Value**


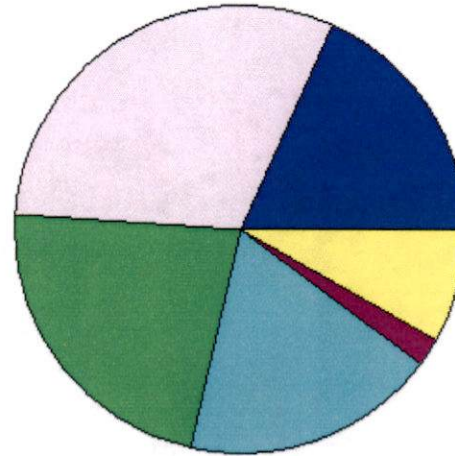
**Net Assessed Value** 4,565,867

**Net Assessed Under Protest**

\* Public Service Protests Values are not included on this report.



Real	Count	Value
Agricultural	3,916	26,932,084
Commercial	354	42,868,376
Residential	6,664	33,166,008
<b>Total Real Value</b>	<b>10,934</b>	<b>102,966,468</b>



Homestead	1,947	2,033,921
Veteran	64	719,002
Other	0	0
<b>Total Exempt</b>	<b>2,105</b>	<b>2,752,923</b>

**TIF Increment Value**

**Net Assessed** 100,213,545

**Net Assessed Under Protest**

Senior Freeze	288	1,198,324
Capped Parcels	5,534	35,621,164

Personal	Count	Value
Agricultural	593	1,924,479
Commercial	431	26,851,969
Mobile Home	202	1,052,579
<b>Total Personal</b>	<b>1,226</b>	<b>29,829,027</b>

**Total Exempt** 71 4,450,337

**TIF Increment Value**


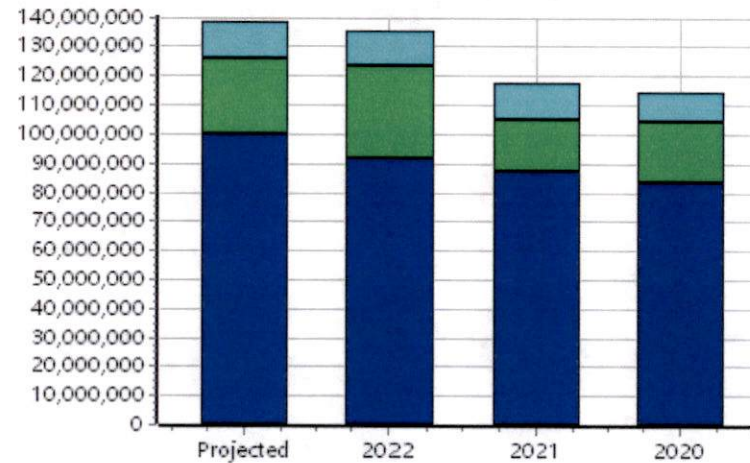
**Net Assessed** 25,378,690

**Net Assessed Under Protest**

Public Service	Count	Value
<b>Total PS Value</b>	<b>87</b>	<b>12,936,410</b>

**TIF Increment Value**

**Net Assessed** 12,936,410



**District Totals**

Total Gross Value 145,731,905

Homestead Loss 2,033,921

Other Exemption Loss 5,169,339

**TIF Increment Value**


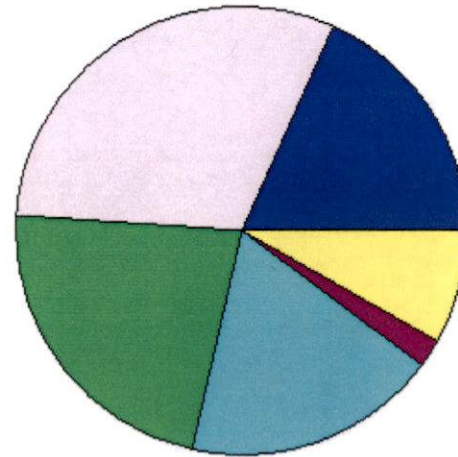
**Retained TIF Value**

**Net Assessed Value** 138,528,645

**Net Assessed Under Protest**

\* Public Service Protests Values are not included on this report.

Real	Count	Value
Agricultural	3,916	26,932,084
Commercial	354	42,868,376
Residential	6,664	33,166,008
<b>Total Real Value</b>	<b>10,934</b>	<b>102,966,468</b>
Homestead	1,947	2,033,921
Veteran	64	719,002
Other	0	0
<b>Total Exempt</b>	<b>2,105</b>	<b>2,752,923</b>



**TIF Increment Value**

**Net Assessed** 100,213,545

**Net Assessed Under Protest**

Senior Freeze	288	1,198,324
Capped Parcels	5,534	35,621,164

Personal	Count	Value
Agricultural	593	1,924,479
Commercial	431	26,851,969
Mobile Home	202	1,052,579
<b>Total Personal</b>	<b>1,226</b>	<b>29,829,027</b>
<b>Total Exempt</b>	<b>71</b>	<b>4,450,337</b>

**TIF Increment Value**

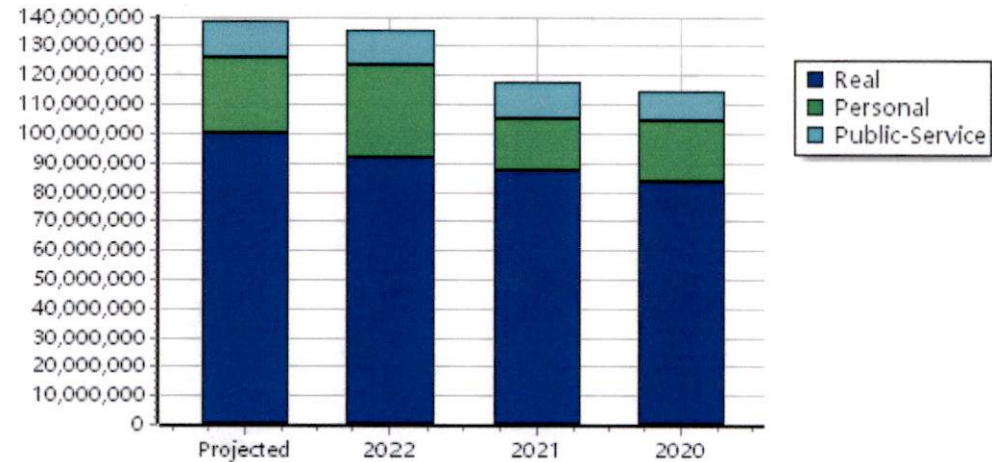
**Net Assessed** 25,378,690

**Net Assessed Under Protest**

Public Service	Count	Value
<b>Total PS Value</b>	<b>87</b>	<b>12,936,410</b>

**TIF Increment Value**

**Net Assessed** 12,936,410



**District Totals**

Total Gross Value	145,731,905
Homestead Loss	2,033,921
Other Exemption Loss	5,169,339

**TIF Increment Value**


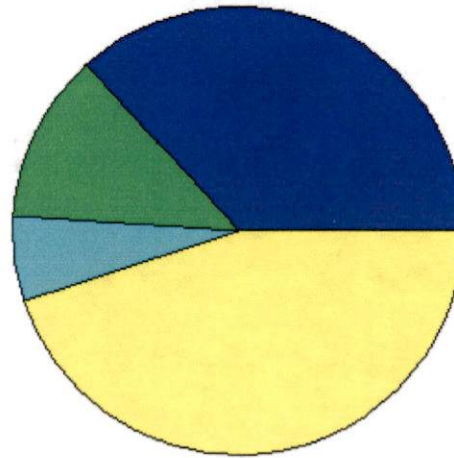
**Retained TIF Value**

**Net Assessed Value** 138,528,645

**Net Assessed Under Protest**

\* Public Service Protests Values are not included on this report.

Real	Count	Value
Agricultural	312	1,030,508
Commercial	1	14,298
Residential	110	324,779
<b>Total Real Value</b>	<b>423</b>	<b>1,369,585</b>
Homestead	44	47,000
Veteran	0	0
Other	0	0
<b>Total Exempt</b>	<b>49</b>	<b>47,000</b>



**TIF Increment Value**

**Net Assessed** 1,322,585

**Net Assessed Under Protest**

Senior Freeze	4	10,665
Capped Parcels	233	358,762

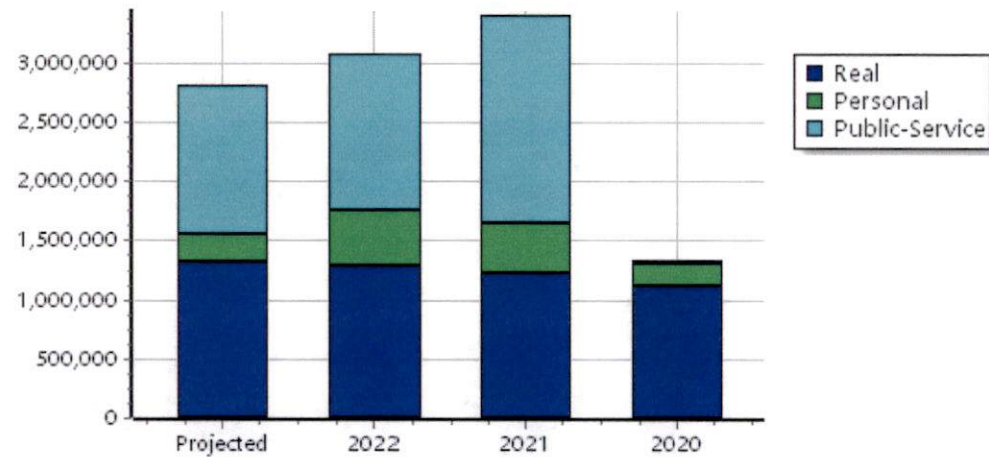
Personal	Count	Value
Agricultural	20	26,668
Commercial	8	190,032
Mobile Home	5	16,250
<b>Total Personal</b>	<b>33</b>	<b>232,950</b>
<b>Total Exempt</b>	<b>3</b>	<b>1,825</b>

**TIF Increment Value**

**Net Assessed** 231,125

**Net Assessed Under Protest**

Public Service	Count	Value
<b>Total PS Value</b>	<b>6</b>	<b>1,257,449</b>
<b>TIF Increment Value</b>		
<b>Net Assessed</b>		<b>1,257,449</b>



**District Totals**


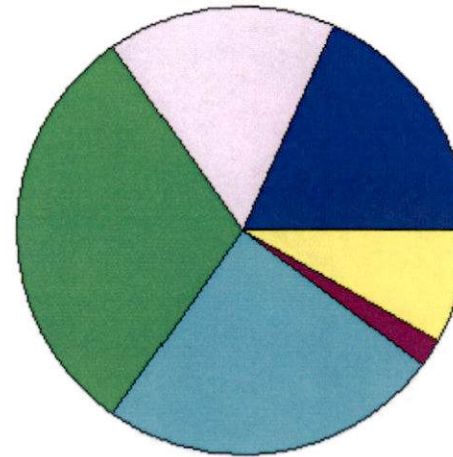
Total Gross Value	2,859,984
Homestead Loss	47,000
Other Exemption Loss	1,825
<b>TIF Increment Value</b>	
<b>Retained TIF Value</b>	
<b>Net Assessed Value</b>	<b>2,811,159</b>

**Net Assessed Under Protest**

\* Public Service Protests Values are not included on this report.



Real	Count	Value
Agricultural	1,255	10,110,762
Commercial	246	9,878,083
Residential	2,321	17,721,168
<b>Total Real Value</b>	<b>3,822</b>	<b>37,710,013</b>
Homestead	999	1,039,166
Veteran	21	224,161
Other	0	0
<b>Total Exempt</b>	<b>1,062</b>	<b>1,263,327</b>



**TIF Increment Value**

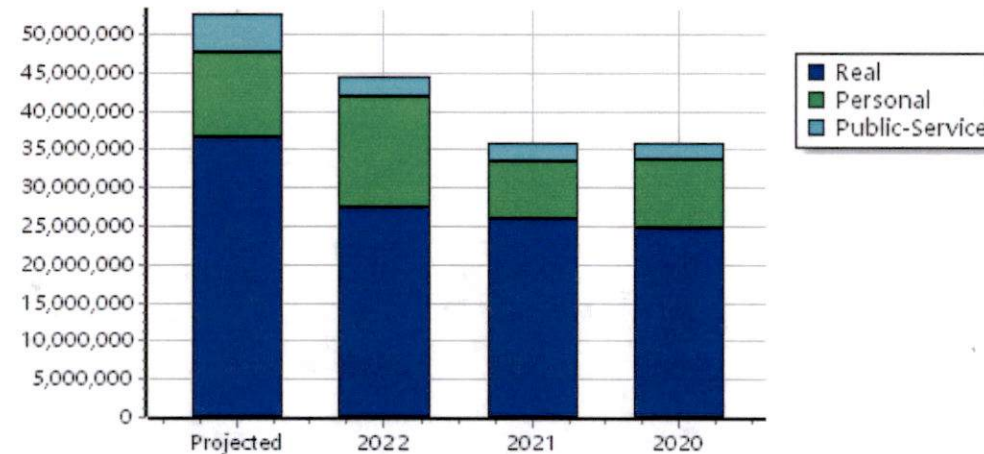
<b>Net Assessed</b>	<b>36,446,686</b>
<b>Net Assessed Under Protest</b>	
Senior Freeze	146      566,135
Capped Parcels	1,809      10,888,557

Personal	Count	Value
Agricultural	193	1,049,175
Commercial	240	14,084,115
Mobile Home	83	404,851
<b>Total Personal</b>	<b>516</b>	<b>15,538,141</b>
<b>Total Exempt</b>	<b>23</b>	<b>4,436,492</b>

**TIF Increment Value**

<b>Net Assessed</b>	<b>11,101,649</b>
<b>Net Assessed Under Protest</b>	


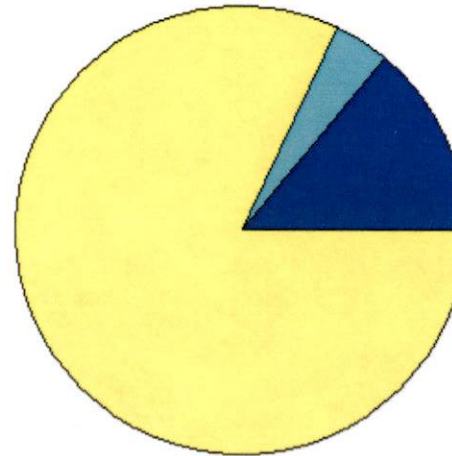
Public Service	Count	Value
<b>Total PS Value</b>	<b>33</b>	<b>5,098,209</b>
<b>TIF Increment Value</b>		
<b>Net Assessed</b>		<b>5,098,209</b>



District Totals	
Total Gross Value	58,346,363
Homestead Loss	1,039,166
Other Exemption Loss	4,660,653
<b>TIF Increment Value</b>	
<b>Retained TIF Value</b>	
<b>Net Assessed Value</b>	<b>52,646,544</b>
<b>Net Assessed Under Protest</b>	

\* Public Service Protests Values are not included on this report.

Real	Count	Value
Agricultural	30	49,766
Commercial	0	0
Residential	0	0
<b>Total Real Value</b>	<b>30</b>	<b>49,766</b>
Homestead	0	0
Veteran	0	0
Other	0	0
<b>Total Exempt</b>	<b>0</b>	<b>0</b>



**TIF Increment Value**


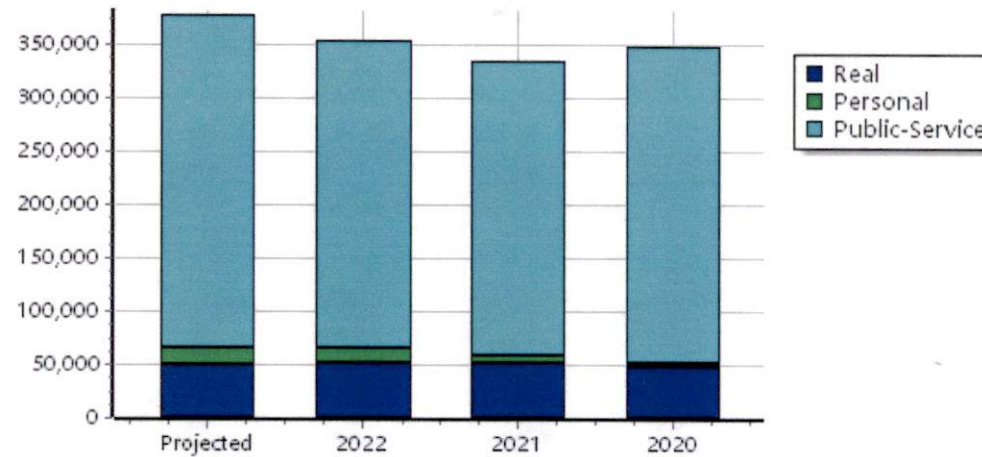
<b>Net Assessed</b>		<b>49,766</b>
<b>Net Assessed Under Protest</b>		
Senior Freeze	0	0
Capped Parcels	6	2,277

Personal	Count	Value
Agricultural	1	437
Commercial	2	15,545
Mobile Home	0	0
<b>Total Personal</b>	<b>3</b>	<b>15,982</b>
<b>Total Exempt</b>	<b>0</b>	<b>0</b>

**TIF Increment Value**

<b>Net Assessed</b>		<b>15,982</b>
<b>Net Assessed Under Protest</b>		

Public Service	Count	Value
<b>Total PS Value</b>	<b>4</b>	<b>312,491</b>
<b>TIF Increment Value</b>		
<b>Net Assessed</b>		<b>312,491</b>


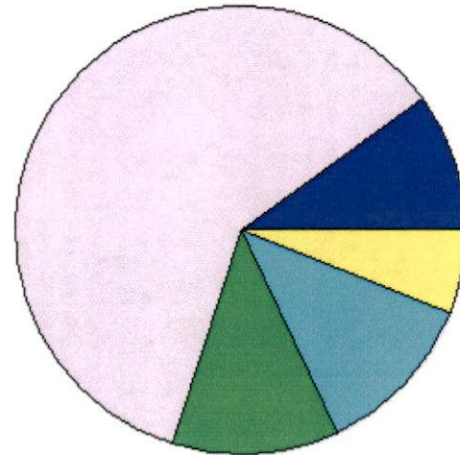


District Totals	
Total Gross Value	378,239
Homestead Loss	0
Other Exemption Loss	0
<b>TIF Increment Value</b>	
<b>Retained TIF Value</b>	
<b>Net Assessed Value</b>	<b>378,239</b>

**Net Assessed Under Protest**

\* Public Service Protests Values are not included on this report.

Real	Count	Value
Agricultural	586	5,098,074
Commercial	78	32,623,241
Residential	713	6,464,125
<b>Total Real Value</b>	<b>1,377</b>	<b>44,185,440</b>
Homestead	344	364,787
Veteran	18	223,194
Other	0	0
<b>Total Exempt</b>	<b>384</b>	<b>587,981</b>



**TIF Increment Value**

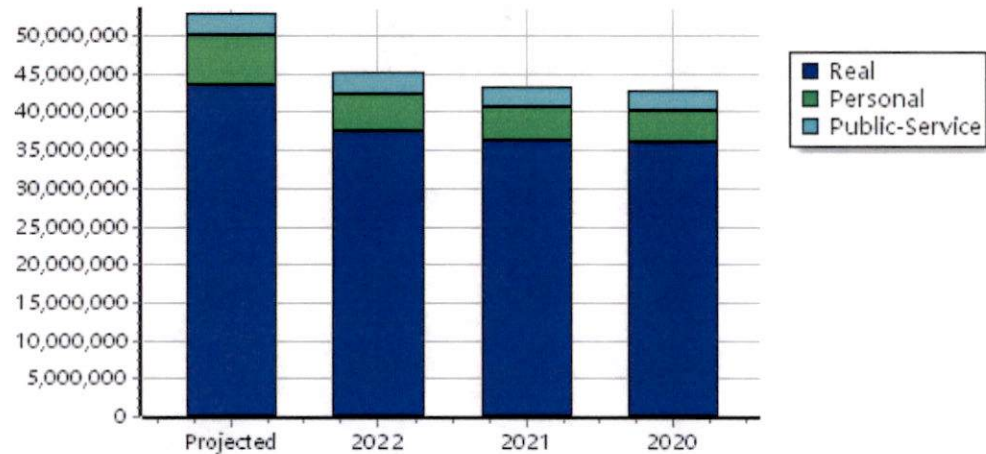
<b>Net Assessed</b>	<b>43,597,459</b>
<b>Net Assessed Under Protest</b>	
Senior Freeze	59 290,539
Capped Parcels	809 20,214,100

Personal	Count	Value
Agricultural	122	300,747
Commercial	127	5,960,661
Mobile Home	55	246,038
<b>Total Personal</b>	<b>304</b>	<b>6,507,446</b>
<b>Total Exempt</b>	<b>18</b>	<b>4,851</b>

**TIF Increment Value**

<b>Net Assessed</b>	<b>6,502,595</b>
<b>Net Assessed Under Protest</b>	


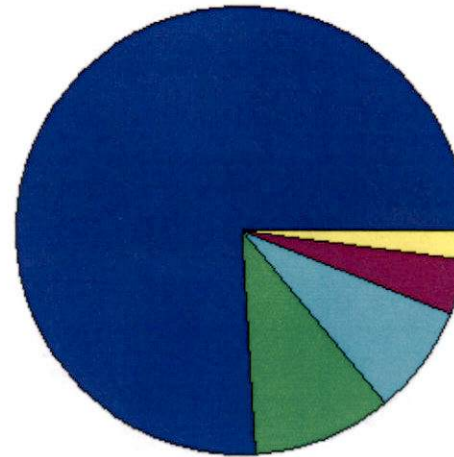
Public Service	Count	Value
<b>Total PS Value</b>	<b>25</b>	<b>2,799,620</b>
<b>TIF Increment Value</b>		
<b>Net Assessed</b>		<b>2,799,620</b>




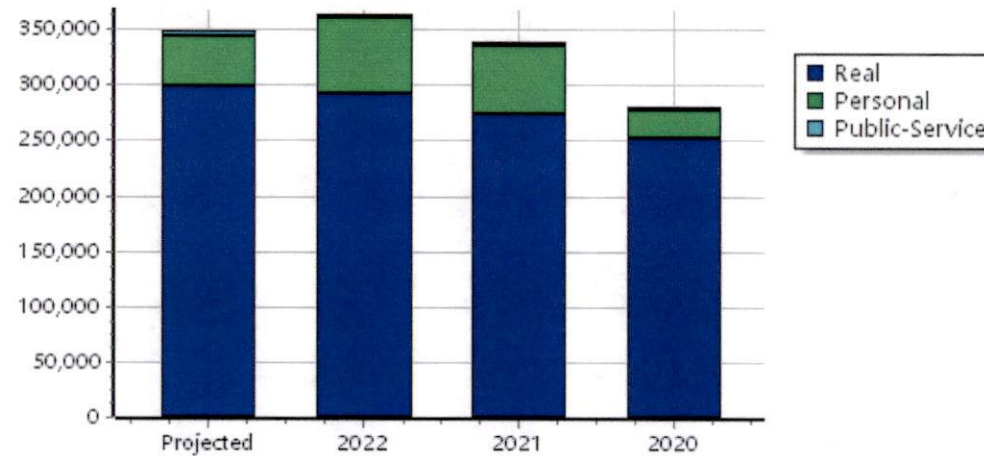
District Totals	
Total Gross Value	53,492,506
Homestead Loss	364,787
Other Exemption Loss	228,045
<b>TIF Increment Value</b>	
<b>Retained TIF Value</b>	
<b>Net Assessed Value</b>	<b>52,899,674</b>
<b>Net Assessed Under Protest</b>	

\* Public Service Protests Values are not included on this report.

Real	Count	Value
Agricultural	69	283,103
Commercial	1	623
Residential	5	39,186
<b>Total Real Value</b>	<b>75</b>	<b>322,912</b>
Homestead	7	7,000
Veteran	2	16,453
Other	0	0
<b>Total Exempt</b>	<b>9</b>	<b>23,453</b>
<b>TIF Increment Value</b>		
<b>Net Assessed</b>		<b>299,459</b>
<b>Net Assessed Under Protest</b>		
Senior Freeze	0	0
Capped Parcels	27	31,600



Personal	Count	Value
Agricultural	5	15,102
Commercial	4	29,418
Mobile Home	0	0
<b>Total Personal</b>	<b>9</b>	<b>44,520</b>
<b>Total Exempt</b>	<b>0</b>	<b>0</b>
<b>TIF Increment Value</b>		
<b>Net Assessed</b>		<b>44,520</b>
<b>Net Assessed Under Protest</b>		
<b>Public Service</b>		
<b>Total PS Value</b>	<b>2</b>	<b>3,900</b>
<b>TIF Increment Value</b>		
<b>Net Assessed</b>		<b>3,900</b>



District Totals	
Total Gross Value	371,332
Homestead Loss	7,000
Other Exemption Loss	16,453
<b>TIF Increment Value</b>	
<b>Retained TIF Value</b>	
<b>Net Assessed Value</b>	<b>347,879</b>
<b>Net Assessed Under Protest</b>	

\* Public Service Protests Values are not included on this report.

Real	Count	Value
Agricultural	1,664	10,359,871
Commercial	28	352,131
Residential	3,515	8,616,750
<b>Total Real Value</b>	<b>5,207</b>	<b>19,328,752</b>

Homestead	553	575,968
Veteran	23	255,194
Other	0	0
<b>Total Exempt</b>	<b>601</b>	<b>831,162</b>

**TIF Increment Value**

**Net Assessed** 18,497,590

**Net Assessed Under Protest**

Senior Freeze	79	330,985
Capped Parcels	2,650	4,125,868

Personal	Count	Value
Agricultural	252	532,350
Commercial	50	6,572,198
Mobile Home	59	385,440
<b>Total Personal</b>	<b>361</b>	<b>7,489,988</b>

**Total Exempt** 27 7,169

**TIF Increment Value**

**Net Assessed** 7,482,819

**Net Assessed Under Protest**

Public Service	Count	Value
<b>Total PS Value</b>	<b>17</b>	<b>3,464,741</b>

**TIF Increment Value**

**Net Assessed** 3,464,741

**District Totals**

Total Gross Value	30,283,481
Homestead Loss	575,968
Other Exemption Loss	262,363

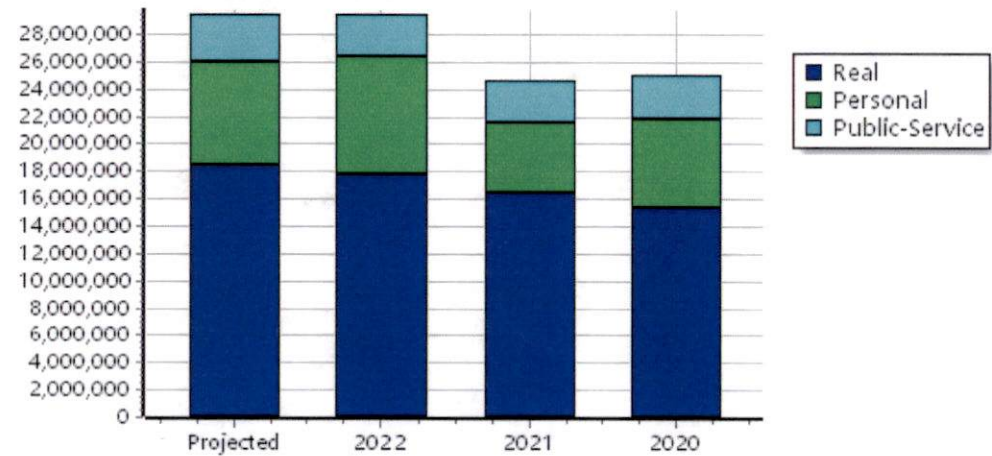
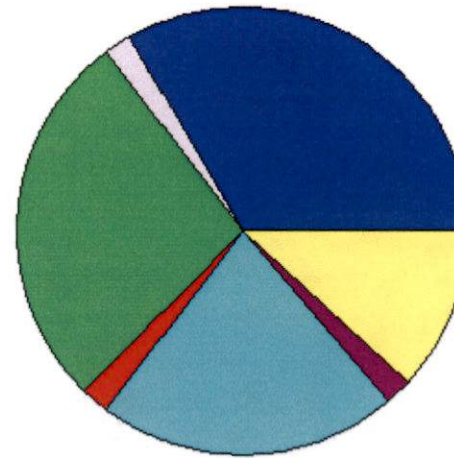
**TIF Increment Value**

**Retained TIF Value**


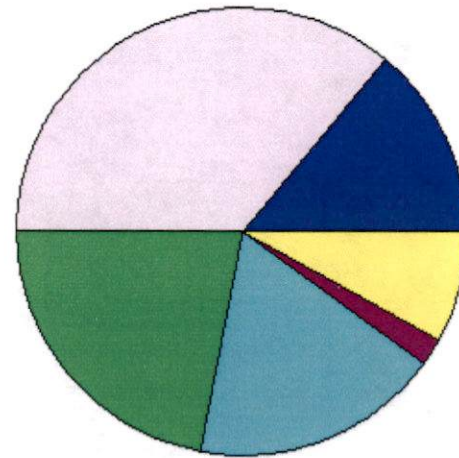
**Net Assessed Value** 29,445,150

**Net Assessed Under Protest**

\* Public Service Protests Values are not included on this report.



Real	Count	Value
Agricultural	2,252	16,572,213
Commercial	326	42,516,245
Residential	3,149	24,549,258
<b>Total Real Value</b>	<b>5,727</b>	<b>83,637,716</b>
Homestead	1,394	1,457,953
Veteran	41	463,808
Other	0	0
<b>Total Exempt</b>	<b>1,504</b>	<b>1,921,761</b>



**TIF Increment Value**

**Net Assessed** 81,715,955

**Net Assessed Under Protest**

Senior Freeze	209	867,339
Capped Parcels	2,884	31,495,296

Personal	Count	Value
Agricultural	341	1,392,129
Commercial	381	20,279,771
Mobile Home	143	667,139
<b>Total Personal</b>	<b>865</b>	<b>22,339,039</b>
<b>Total Exempt</b>	<b>44</b>	<b>4,443,168</b>

**TIF Increment Value**


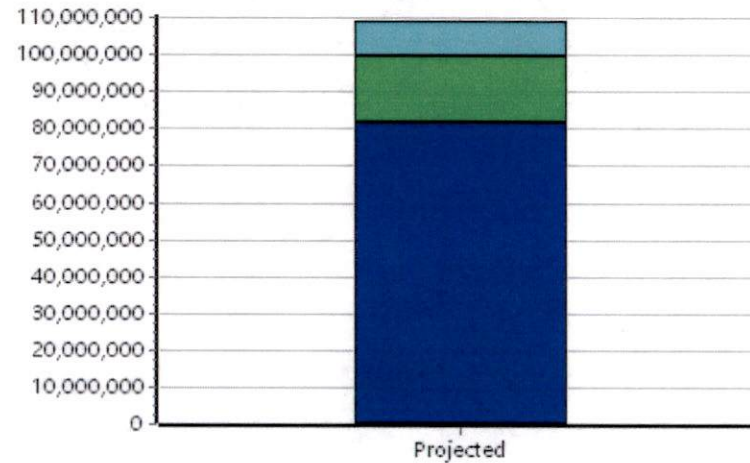
**Net Assessed** 17,895,871

**Net Assessed Under Protest**

Public Service	Count	Value
<b>Total PS Value</b>	<b>70</b>	<b>9,471,669</b>

**TIF Increment Value**

**Net Assessed** 9,471,669



**District Totals**

Total Gross Value	115,448,424
Homestead Loss	1,457,953
Other Exemption Loss	4,906,976

**TIF Increment Value**

**Retained TIF Value**

**Net Assessed Value** 109,083,495

**Net Assessed Under Protest**

\* Public Service Protests Values are not included on this report.